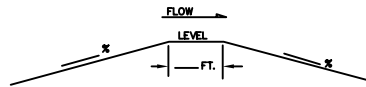
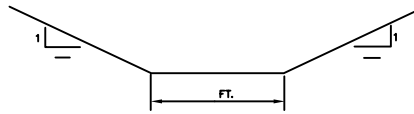


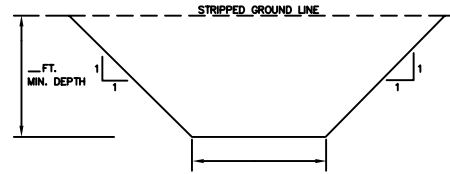
Description: POND CROSS SECTION/PROFILE FOR DA < 10 AC.



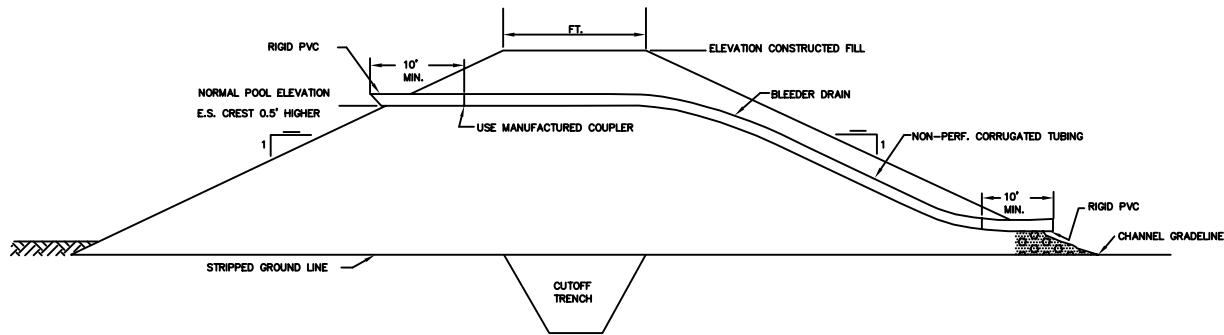
EMERGENCY SPILLWAY PROFILE



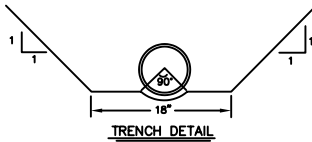
EMERGENCY SPILLWAY CROSS SECTION



TYPICAL CROSS SECTION OF CUTOFF TRENCH



SECTION THROUGH FILL



TRENCH DETAIL

COMPACTION REQUIREMENTS: _____

BILL OF MATERIALS	
EARTH FILL	_____ CU. YDS.
BLEEDER DRAIN:	
RIGID ASTM 3034	_____ DIA. _____ L.F.
FLEXIBLE ASTM F405	_____ DIA. _____ L.F.
OTHER:	

POND CROSS SECTIONS AND PROFILES
 DRAINAGE AREA—10 AC. OR LESS

**U.S. DEPARTMENT OF AGRICULTURE
 SOIL CONSERVATION SERVICE**

Designed _____	Date _____	Approved by _____
Drawn <i>D.W. Whitford</i>	7/85	Title _____
Traced _____	Sheet _____	Drawing No. _____
Checked _____	File _____	of _____

STANDARD DRAWING NO. OH-N-100-CAD
 APPROVAL DATE: 01/23/85
 REVISIONS:

Filename: OH010085.DWG